

National Respiratory Audit Programme (NRAP)**COPD secondary care audit - clinical audit dataset**


Version v5.1: April 2024

Contents


(you can navigate this data set using the interactive menu below)


Arrival information	2
Patient	4
<i>Patient information</i>	4
<i>Smoking status</i>	7
NEWS 2	10
Admission	17
Review	18
Oxygen	19
NIV	21
Spirometry	24
Discharge	26


Arrival information


Item No.	Question	Text under question	 Pop-up help note	Validation																		
	Inclusion and exclusion criteria	<p>Include patients:</p> <ul style="list-style-type: none"> • who are 35 years and over on the date of admission, • who have been admitted* to hospital adult services, • who have a primary diagnosis of COPD exacerbation, • where an initial, or unclear, diagnosis is revised to an acute exacerbation of chronic obstructive pulmonary disease (AECOPD). <p>Exclude patients:</p> <ul style="list-style-type: none"> • In whom an initial diagnosis of an AECOPD is revised to an alternative at a later stage. • Who have had a stay in hospital of less than 4 hours (who would be classed as a non-admission). • With COPD who are being managed for pneumonia, not AECOPD. <p>*Where admission is an episode in which a patient with an AECOPD is admitted to a ward and stayed in hospital for 4 hours or more (this includes Emergency Medicine Centres, Medical Admission Units, Clinical Decision Units, short stay wards or similar, but excludes patients treated transiently before discharge from the Emergency Department (ED)).</p>	<p>We suggest that cases should be identified prospectively.</p> <p>Any gaps should then be checked retrospectively by checking all cases which have been coded with the following ICD-10 codes in the primary or secondary position (as per the table below) of the first episode of care:</p> <p>Patients with the following ICD-10 codes and positions in the first episode of care are eligible for inclusion in the audit:</p> <p>Inclusion criteria codes and positions:</p> <table border="1" data-bbox="1093 831 1682 1398"> <thead> <tr> <th>1st position</th> <th>2nd position</th> </tr> </thead> <tbody> <tr> <td>J44.0 – COPD with acute lower respiratory infection</td> <td>Any code</td> </tr> <tr> <td>J44.1 – COPD with acute exacerbation</td> <td>Any code</td> </tr> <tr> <td>J44.8 – other specified COPD</td> <td>Any code</td> </tr> <tr> <td>J44.9 – COPD unspecified</td> <td>Any code</td> </tr> <tr> <td>J43.9 - emphysema</td> <td>Any code</td> </tr> <tr> <td>J22 – unspecified acute lower respiratory infection</td> <td>J44.0 or J44.1 or J44.8 or J44.9 or J43.9</td> </tr> <tr> <td>R06.0 – dyspnoea (shortness of breath)</td> <td>J44.0 or J44.1 or J44.8 or J44.9 or J43.9</td> </tr> <tr> <td>J96.0 – acute respiratory failure</td> <td>J44.0 or J44.1 or J44.8 or J44.9 or J43.9</td> </tr> </tbody> </table>	1st position	2nd position	J44.0 – COPD with acute lower respiratory infection	Any code	J44.1 – COPD with acute exacerbation	Any code	J44.8 – other specified COPD	Any code	J44.9 – COPD unspecified	Any code	J43.9 - emphysema	Any code	J22 – unspecified acute lower respiratory infection	J44.0 or J44.1 or J44.8 or J44.9 or J43.9	R06.0 – dyspnoea (shortness of breath)	J44.0 or J44.1 or J44.8 or J44.9 or J43.9	J96.0 – acute respiratory failure	J44.0 or J44.1 or J44.8 or J44.9 or J43.9	
1st position	2nd position																					
J44.0 – COPD with acute lower respiratory infection	Any code																					
J44.1 – COPD with acute exacerbation	Any code																					
J44.8 – other specified COPD	Any code																					
J44.9 – COPD unspecified	Any code																					
J43.9 - emphysema	Any code																					
J22 – unspecified acute lower respiratory infection	J44.0 or J44.1 or J44.8 or J44.9 or J43.9																					
R06.0 – dyspnoea (shortness of breath)	J44.0 or J44.1 or J44.8 or J44.9 or J43.9																					
J96.0 – acute respiratory failure	J44.0 or J44.1 or J44.8 or J44.9 or J43.9																					


Arrival information					
Item No.	Question	Text under question	Pop-up help note		Validation
			J96.1 – chronic respiratory failure	J44.0 or J44.1 or J44.8 or J44.9 or J43.9	
			J96.9 – respiratory failure	J44.0 or J44.1 or J44.8 or J44.9 or J43.9	
			J10.1 – influenza due to other identified influenza virus with other respiratory manifestations	J44.0 or J44.1 or J44.8 or J44.9 or J43.9	
1.1	Date and time of arrival at your hospital	Please record the date and time the patient arrived at your hospital. It is important to record the arrival time because this is the first point of contact with the organisation.	<p>The point of arrival is often the ED or MAU, though patients occasionally come from home/elsewhere into other wards. These cases must also be included.</p> <p>The arrival time will be used as the start-point when determining the time to acute treatment with NIV for those who receive it. Time is best determined from the ambulance transfer sheet, the A&E/ED record or MAU/ward arrival record.</p>		
1.1a	Date of arrival	dd/mm/yyyy			Look of answer option: __/__/____ Earliest date allowed 01/01/18, Latest date = Today
1.1b	Time of arrival	24hr clock 00:00			Look of answer option: __:____ Cannot be a time in the future.

Arrival information				
Item No.	Question	Text under question	 Pop-up help note	Validation
1.2	Which department did the patient receive their first review and treatment in?	Please record the area of the hospital in which the patient underwent their first review and treatment.		Radio buttons <u>five</u> options: <ul style="list-style-type: none"> • Emergency department • Medical admissions unit • Direct respiratory admission • Direct admission to other department • Admission from hospital outpatients <i>Can select <u>one</u> option only.</i>


Patient				
Item No.	Question	Text under question	 Pop-up help note	Validation
Patient information				
2.1	NHS number	<p>The field will accept valid NHS number which are ten digits long.</p> <p>Optionally, you can use spaces or dashes or 3-3-4 format.</p>	<p>Permission has been granted to use the NHS number as a patient identifier.</p> <p>This will be used to determine:</p> <ul style="list-style-type: none"> • case-mix, • length of stay, • readmission rate, • mortality, • and the timing of key care processes. 	Look of answer option: ____ - ____ - ____ or ____ - ____ - ____ Must be a 10 digit number.


Patient				
Item No.	Question	Text under question	 Pop-up help note	Validation
			<p>The NHS number is essential to create a Patient Record. It should only consist of digits.</p> <ul style="list-style-type: none"> • It may be formatted as 000 000 0000 (spaces) or 000-000-0000 (dashes) • It should contain exactly 10 digits. • NHS Numbers start with a 4, 6 or 7 • A warning will be given if the number appears invalid. <p>Use '[NONNHS]' for patients that reside in the UK, but do not have an NHS number.</p>	
2.2	Date of birth	dd/mm/yyyy	Date of birth may be entered numerically e.g. 01/03/1957 can be inputted as 1 3 57.	<p>Look of answer option: __/__/____ or ____</p> <p>The web-tool only allows patients that are:</p> <ul style="list-style-type: none"> ○ aged 35 years and over ○ aged under 115 years old. <p>Cannot be a future date.</p>
2.3	Gender	Please enter the patient's gender as it appears in the notes/referral information.	<p>The 'Other' should be used for patients who do not recognise themselves as either male, female, or transgender.</p> <p>If the gender for the patient cannot be determined 'Not recorded/Preferred not to say' should be selected.</p>	<p>Radio buttons <u>five</u> options:</p> <ul style="list-style-type: none"> • Male • Female • Transgender • Other • Not recorded/Preferred not to say <p>Can select <u>one</u> option only.</p>
2.4	Home postcode	Please enter the full postcode. For patients with no fixed abode use 'NFA'.	Permission has been given to facilitate case-mix adjustment and understand local referral trends.	Allows 'NFA' for patients with no fixed abode.


Patient				
Item No.	Question	Text under question	 Pop-up help note	Validation
2.5	Ethnicity	Please enter the patient's ethnicity as it appears in the notes.	It is not expected that services ask patients about their ethnicity. Please answer this question based on the information recorded in the patient notes.	<p>Drop down list <u>eighteen</u> options:</p> <ul style="list-style-type: none"> • White British • White Irish • Any other White background • White and Black Caribbean • White and Black African • White and Asian • Any other mixed background • Indian • Pakistani • Bangladeshi • Any other Asian background • Caribbean • African • Any other Black background • Chinese • Any other ethnic group • Not known • Not recorded <p>Can select <u>one</u> option only</p>
2.6	Does this patient have a current mental illness or cognitive	Select all answers or 'No/None' or 'Not recorded'. Please answer this question based on the	It is not expected that services ask patients about their mental health status. Please answer this question based on the information recorded in the patient notes.	<p>Radio button <u>six</u> options</p> <ul style="list-style-type: none"> • No/None • Anxiety • Depression

Patient				
Item No.	Question	Text under question	 Pop-up help note	Validation
	impairment recorded?	information recorded in the patient notes.	'Other' should be used where the patient is considered to have a mental health illness or cognitive impairment but this does not appear in the options given.	<ul style="list-style-type: none"> • Severe mental illness • Dementia / mild cognitive impairment • Other • Not recorded Select <u>all</u> that apply
Smoking status				
2.7	Does the patient currently smoke, or have they a history of smoking any of the following substances? Tobacco (including cigarettes (manufactured or rolled), pipe or cigars), shisha, cannabis or other illicit substances?	<p>Please select never, ex or current based on the smoking status recorded in the patient notes.</p> <p>Patients that vape but do not smoke traditional tobacco are not classified as smokers</p> <p>If the patient stopped smoking at least 4 weeks prior to the admission, please enter 'Ex-smoker'.</p>	<p><i>This question aligns to:</i></p> <ul style="list-style-type: none"> • <i>NICE 2011 QS 10, NICE 2023 (Smoking: Supporting People to Stop) QS8c.</i> <i>https://www.nice.org.uk/guidance/qs10/chapter/Quality-statement-8-Hospital-discharge-care-bundle</i> • <i>BTS/SIGN 2016 (Management of asthma) guidelines 6.2.3 and 7.2.6</i> • <i>NRAD 2014 (Why asthma still kills), recommendation 2 of patient factors and perception of risk.</i> 	
			Pop-up help note: Please select never, ex or current based on the smoking status recorded in the patient notes.	
			Using radio buttons – select <u>all</u> that apply	


Patient								
Item No.	Question	Text under question	📄 Pop-up help note			Validation		
		If the patient has stopped within 4 weeks, mark as a 'Current smoker'.			Never	Ex	Current	Not recorded
				Tobacco (including cigarettes (manufactured or rolled), pipe or cigars)				
				Shisha				
				Cannabis				
				Other illicit substance				
2.8	Was the patient reviewed by a tobacco dependence specialist during their inpatient admission?	Please select yes, no, declined or not known based on the information in the patients notes.				Radio button 4 options <ul style="list-style-type: none"> • No • Yes • Declined • Not known 		
2.8a	Was the patient offered nicotine replacement therapy during their inpatient admission?	Please select yes, no, declined or not known based on the information in the patients notes.				Radio button 4 options Offered <ul style="list-style-type: none"> • No • Yes • Declined • Not known 		
2.8b	Was the patient prescribed nicotine replacement therapy during	Please select yes, no, declined or not known based on the information in the patients notes.				Radio button 4 options Prescribed <ul style="list-style-type: none"> • No • Yes • Declined 		

Patient				
Item No.	Question	Text under question	 Pop-up help note	Validation
	their inpatient admission?			<ul style="list-style-type: none"> • Not known
2.9	Does the patient currently use a vape or electronic cigarette?	Patients that vape but do not smoke tobacco are not smokers		<p>Radio button <u>four</u> options</p> <ul style="list-style-type: none"> • Never • Ex • Current • Not recorded <p>Can select <u>one</u> option only</p>


NEWS2				
Item no.	Question	Text under question	 Pop-up help note	
	National Early Warning Score (NEWS) 2	This is to be reintroduced into the dataset be able to	The NEWS2 is based on the aggregate scoring of six simple, and routinely collected, physiological parameters. Find out more here.	

NEWS2				
Item no.	Question	Text under question	 Pop-up help note	
		measure COPD severity and ensure accurate case fix adjustment for all necessary reporting.		
3.1	What was the patient's first recorded NEWS 2 score for this admission?	Please enter the recorded score or choose 'Not recorded' or 'Calculate score' and record the first observations in the NEWS2 calculator below, every question must be answered in order for the score to be calculated. This should be the first recorded observations on arrival to hospital.		Drop down list <u>twenty-three</u> options <ul style="list-style-type: none"> • Score not available • Calculate score • 0 • 1 • 2 • 3 • 4 • 5 • 6 • 7 • 8 • 9 • 10 • 11 • 12 • 13 • 14 • 15 • 16 • 17

NEWS2

Item no.	Question	Text under question	 Pop-up help note													
				<ul style="list-style-type: none"> • 18 • 19 • 20 <p>Can select <u>one</u> option only</p>												
3.1a	What was the first recorded respiratory rate for the patient following arrival at hospital?	Record as a whole number, within the range of 0-60 BPM.	Enter a percentage as a whole number in the range 0 to 60 breaths per minute. Respiratory score: <table border="1" data-bbox="835 715 1227 1038"> <thead> <tr> <th>Respiration Rate</th> <th>Score</th> </tr> </thead> <tbody> <tr> <td><= 8</td> <td>3</td> </tr> <tr> <td>9 - 11</td> <td>1</td> </tr> <tr> <td>12 - 20</td> <td>0</td> </tr> <tr> <td>21 - 24</td> <td>2</td> </tr> <tr> <td>>= 25</td> <td>3</td> </tr> </tbody> </table>	Respiration Rate	Score	<= 8	3	9 - 11	1	12 - 20	0	21 - 24	2	>= 25	3	<p>Look of answer option: __ BPM</p> <p>Whole number. Must be a maximum of 2 digit number between 0-60 only.</p>
Respiration Rate	Score															
<= 8	3															
9 - 11	1															
12 - 20	0															
21 - 24	2															
>= 25	3															
3.1b	What was the first recorded NEWS 2 SpO ₂ Oxygen Scale?	SpO ₂ Scale 2 is for patients with a target oxygen saturation of 88–92%. Refer to help note for details.	SpO ₂ Scale 2 is for patients with a prescribed oxygen saturation requirement of 88–92%. This should only be used in patients confirmed to have hypercapnic respiratory failure on blood gas analysis on either a prior, or their current, hospital admission. The decision to use Scale 2 should be made by a competent clinical decision maker and should be recorded in the patient’s clinical notes.	<p>Greyed out if 3.1 has numeric value entered or if ‘Score not available’ checked.</p> <p>Please note 3.1a-3.1h must all be completed in order to generate a score.</p> <p>Radio button <u>two</u> options</p> <ul style="list-style-type: none"> • Scale 1 												

NEWS2

Item no.	Question	Text under question	 Pop-up help note																									
			<p>In all other circumstances, SpO2 scale 1 should be used.</p>	<ul style="list-style-type: none"> Scale 2 (hypercapnic respiratory failure) <p>Can select <u>one</u> option only</p> <p>Greyed out if 3.1 has numeric value entered or if 'Score not available' checked.</p> <p>Please note 3.1a-3.1h must all be completed in order to generate a score.</p>																								
3.1c	What was the first recorded SpO ₂ Oxygen saturation?	Record as a whole number percentage, within the range of 50%-100%.	<p>Enter a percentage as a whole number in the range 50% to 100%.</p> <p>Oxygen saturation depends on both the 'scale' and supplemental air/oxygen given:</p> <table border="1" data-bbox="835 1150 1592 1362"> <thead> <tr> <th colspan="2">Scale 1 Score:</th> <th colspan="2">Scale 2 Score:</th> <th colspan="2">Scale 2 Score on oxygen:</th> </tr> <tr> <th>Oxygen saturation</th> <th>Score</th> <th>Respiration Rate</th> <th>Score</th> <th>Respiration Rate</th> <th>Score</th> </tr> </thead> <tbody> <tr> <td><= 91</td> <td>3</td> <td><= 83</td> <td>3</td> <td>Respiration Rate</td> <td></td> </tr> <tr> <td>92 - 93</td> <td>2</td> <td>84 - 85</td> <td>2</td> <td>< 93</td> <td>0</td> </tr> </tbody> </table>	Scale 1 Score:		Scale 2 Score:		Scale 2 Score on oxygen:		Oxygen saturation	Score	Respiration Rate	Score	Respiration Rate	Score	<= 91	3	<= 83	3	Respiration Rate		92 - 93	2	84 - 85	2	< 93	0	<p>Greyed out if 3.1 has numeric value entered or if 'Score not available' checked.</p> <p>Please note 3.1a-3.1h must all be completed in order to generate a score.</p> <p>Look of answer option: ___%</p>
Scale 1 Score:		Scale 2 Score:		Scale 2 Score on oxygen:																								
Oxygen saturation	Score	Respiration Rate	Score	Respiration Rate	Score																							
<= 91	3	<= 83	3	Respiration Rate																								
92 - 93	2	84 - 85	2	< 93	0																							


NEWS2

Item no.	Question	Text under question	Pop-up help note																			
			<table border="1"> <tr> <td>94 - 95</td> <td>1</td> <td>86 - 87</td> <td>1</td> <td>93 - 94</td> <td>1</td> </tr> <tr> <td>>= 96</td> <td>0</td> <td>88 - 92 or >= 93 on air</td> <td>0</td> <td>95 - 96</td> <td>2</td> </tr> <tr> <td></td> <td></td> <td></td> <td></td> <td>>= 97</td> <td>3</td> </tr> </table>	94 - 95	1	86 - 87	1	93 - 94	1	>= 96	0	88 - 92 or >= 93 on air	0	95 - 96	2					>= 97	3	
94 - 95	1	86 - 87	1	93 - 94	1																	
>= 96	0	88 - 92 or >= 93 on air	0	95 - 96	2																	
				>= 97	3																	
3.1d	What was the first recorded any supplemental oxygen?		<p>Please indicate if the patient was on room air or oxygen Choose 'None' if this was not given as part of the NEWS scoring assessment.</p> <table border="1"> <thead> <tr> <th>Room air or oxygen</th> <th>Score</th> </tr> </thead> <tbody> <tr> <td>None or Air</td> <td>0</td> </tr> <tr> <td>Oxygen</td> <td>2</td> </tr> </tbody> </table>	Room air or oxygen	Score	None or Air	0	Oxygen	2	<p>Greyed out if 3.1 has numeric value entered or if 'Score not available' checked.</p> <p>Please note 3.1a-3.1h must all be completed in order to generate a score.</p> <p>Radio buttons <u>two</u> options:</p> <ul style="list-style-type: none"> Air Oxygen <p>Can select <u>one</u> option only</p>												
Room air or oxygen	Score																					
None or Air	0																					
Oxygen	2																					
3.1e	What was the first recorded systolic blood pressure?	mmHg	<p>Enter the systolic blood pressure as a whole number in the range 50 to 250 mmHg.</p> <p>Respiratory score:</p> <table border="1"> <thead> <tr> <th>Systolic blood pressure</th> <th>Score</th> </tr> </thead> <tbody> <tr> <td><= 90</td> <td>3</td> </tr> <tr> <td>91 - 100</td> <td>2</td> </tr> <tr> <td>101 - 110</td> <td>1</td> </tr> <tr> <td>111 - 219</td> <td>0</td> </tr> </tbody> </table>	Systolic blood pressure	Score	<= 90	3	91 - 100	2	101 - 110	1	111 - 219	0	<p>Greyed out if 3.1 has numeric value entered or if 'Score not available' checked.</p> <p>Please note 3.1a-3.1h must all be completed in order to generate a score.</p> <p>Look of answer option: _ _ _ mmHg</p>								
Systolic blood pressure	Score																					
<= 90	3																					
91 - 100	2																					
101 - 110	1																					
111 - 219	0																					


NEWS2


Item no.	Question	Text under question	Pop-up help note															
			<table border="1"> <tr> <td>>= 220</td> <td>3</td> </tr> </table>	>= 220	3													
>= 220	3																	
3.1f	What was the first recorded pulse?	<p>Beats/min</p> <p>Heart rate is an acceptable alternative if no pulse rate is available. If you have both please record the higher of the two readings.</p>	<p>Enter the pulse rate as a whole number in the range 0 to 180 beats per minute.</p> <table border="1"> <thead> <tr> <th>Pulse rate</th> <th>Score</th> </tr> </thead> <tbody> <tr> <td><= 40</td> <td>3</td> </tr> <tr> <td>41 - 50</td> <td>1</td> </tr> <tr> <td>51 - 90</td> <td>0</td> </tr> <tr> <td>91 - 110</td> <td>1</td> </tr> <tr> <td>111 - 130</td> <td>2</td> </tr> <tr> <td>>= 131</td> <td>3</td> </tr> </tbody> </table>	Pulse rate	Score	<= 40	3	41 - 50	1	51 - 90	0	91 - 110	1	111 - 130	2	>= 131	3	<p>Greyed out if 3.1 has numeric value entered or if 'Score not available' checked.</p> <p>Please note 3.1a-3.1h must all be completed in order to generate a score.</p> <p>Look of answer option: ___BPM</p> <p>Whole number. Must be a maximum of 3 digit number between 0-200 only.</p>
Pulse rate	Score																	
<= 40	3																	
41 - 50	1																	
51 - 90	0																	
91 - 110	1																	
111 - 130	2																	
>= 131	3																	
3.1g	What was the first recorded level of consciousness?	<p>Alert, Voice, Pain, Unresponsive (AVPU) Score</p>	<p>Choose if the patients consciousness elements:</p> <table border="1"> <thead> <tr> <th>Consciousness</th> <th>Score</th> </tr> </thead> <tbody> <tr> <td>Alert</td> <td>0</td> </tr> <tr> <td>Voice Pain Unresponsive Confusion</td> <td>3</td> </tr> </tbody> </table> <p><i>Note: Any or all non-alert conditions count as a single score of 3.</i></p>	Consciousness	Score	Alert	0	Voice Pain Unresponsive Confusion	3	<p>Greyed out if 3.1 has numeric value entered or if 'Score not available' checked.</p> <p>Please note 3.1a-3.1h must all be completed in order to generate a score.</p> <p>Radio button <u>five</u> options, select all that apply:</p> <ul style="list-style-type: none"> • Alert • Voice • Pain • Unresponsive • Confusion <p>Can select <u>one</u> option only</p>								
Consciousness	Score																	
Alert	0																	
Voice Pain Unresponsive Confusion	3																	


NEWS2


Item no.	Question	Text under question	 Pop-up help note													
3.1h	What was the first recorded temperature?	Celsius	Enter the patient's temperature as a number rounded to one decimal place in the range 33.0 to 45.0 degrees Celsius. <table border="1" data-bbox="835 483 1227 770"> <thead> <tr> <th>Temperature</th> <th>Score</th> </tr> </thead> <tbody> <tr> <td><= 35.0</td> <td>3</td> </tr> <tr> <td>35.1 - 36.0</td> <td>1</td> </tr> <tr> <td>36.1 - 38.0</td> <td>0</td> </tr> <tr> <td>38.1 - 39.0</td> <td>1</td> </tr> <tr> <td>>= 39.1</td> <td>2</td> </tr> </tbody> </table>	Temperature	Score	<= 35.0	3	35.1 - 36.0	1	36.1 - 38.0	0	38.1 - 39.0	1	>= 39.1	2	Greyed out if 3.1 has numeric value entered or if 'Score not available' checked. Please note 3.1a-3.1h must all be completed in order to generate a score. Look of answer option: ---(^o C)
Temperature	Score															
<= 35.0	3															
35.1 - 36.0	1															
36.1 - 38.0	0															
38.1 - 39.0	1															
>= 39.1	2															
3.2	NEWS2 overall total		This number is derived from the answers given to each element of the 'NEWS2' scoring system:	Greyed out if 3.1 has numeric value entered or if 'Score not available' checked. Please note 3.1a-3.1h must all be completed in order to generate a score. Updated after saving												


NEWS2


Item no.	Question	Text under question	 Pop-up help note																																																																																	
			<table border="1"> <thead> <tr> <th data-bbox="835 375 965 427">Physiological parameter</th> <th data-bbox="965 375 1048 427">3</th> <th data-bbox="1048 375 1131 427">2</th> <th data-bbox="1131 375 1214 427">1</th> <th colspan="4" data-bbox="1214 375 1523 427">Score</th> </tr> <tr> <td></td> <td></td> <td></td> <td></td> <th data-bbox="1214 427 1296 472">0</th> <th data-bbox="1296 427 1379 472">1</th> <th data-bbox="1379 427 1462 472">2</th> <th data-bbox="1462 427 1523 472">3</th> </tr> </thead> <tbody> <tr> <td data-bbox="835 432 965 472">Respiration rate (per minute)</td> <td data-bbox="965 432 1048 472">≤8</td> <td data-bbox="1048 432 1131 472"></td> <td data-bbox="1131 432 1214 472">9–11</td> <td data-bbox="1214 432 1296 472">12–20</td> <td data-bbox="1296 432 1379 472"></td> <td data-bbox="1379 432 1462 472">21–24</td> <td data-bbox="1462 432 1523 472">≥25</td> </tr> <tr> <td data-bbox="835 485 965 525">SpO₂ Scale 1 (%)</td> <td data-bbox="965 485 1048 525">≤91</td> <td data-bbox="1048 485 1131 525">92–93</td> <td data-bbox="1131 485 1214 525">94–95</td> <td data-bbox="1214 485 1296 525">≥96</td> <td data-bbox="1296 485 1379 525"></td> <td data-bbox="1379 485 1462 525"></td> <td data-bbox="1462 485 1523 525"></td> </tr> <tr> <td data-bbox="835 537 965 577">SpO₂ Scale 2 (%)</td> <td data-bbox="965 537 1048 577">≤83</td> <td data-bbox="1048 537 1131 577">84–85</td> <td data-bbox="1131 537 1214 577">86–87</td> <td data-bbox="1214 537 1296 577">88–92 ≥93 on air</td> <td data-bbox="1296 537 1379 577">93–94 on oxygen</td> <td data-bbox="1379 537 1462 577">95–96 on oxygen</td> <td data-bbox="1462 537 1523 577">≥97 on oxygen</td> </tr> <tr> <td data-bbox="835 590 965 630">Air or oxygen?</td> <td data-bbox="965 590 1048 630"></td> <td data-bbox="1048 590 1131 630">Oxygen</td> <td data-bbox="1131 590 1214 630"></td> <td data-bbox="1214 590 1296 630">Air</td> <td data-bbox="1296 590 1379 630"></td> <td data-bbox="1379 590 1462 630"></td> <td data-bbox="1462 590 1523 630"></td> </tr> <tr> <td data-bbox="835 643 965 683">Systolic blood pressure (mmHg)</td> <td data-bbox="965 643 1048 683">≤90</td> <td data-bbox="1048 643 1131 683">91–100</td> <td data-bbox="1131 643 1214 683">101–110</td> <td data-bbox="1214 643 1296 683">111–219</td> <td data-bbox="1296 643 1379 683"></td> <td data-bbox="1379 643 1462 683"></td> <td data-bbox="1462 643 1523 683">≥220</td> </tr> <tr> <td data-bbox="835 695 965 735">Pulse (per minute)</td> <td data-bbox="965 695 1048 735">≤40</td> <td data-bbox="1048 695 1131 735"></td> <td data-bbox="1131 695 1214 735">41–50</td> <td data-bbox="1214 695 1296 735">51–90</td> <td data-bbox="1296 695 1379 735">91–110</td> <td data-bbox="1379 695 1462 735">111–130</td> <td data-bbox="1462 695 1523 735">≥131</td> </tr> <tr> <td data-bbox="835 748 965 788">Consciousness</td> <td data-bbox="965 748 1048 788"></td> <td data-bbox="1048 748 1131 788"></td> <td data-bbox="1131 748 1214 788"></td> <td data-bbox="1214 748 1296 788">Alert</td> <td data-bbox="1296 748 1379 788"></td> <td data-bbox="1379 748 1462 788"></td> <td data-bbox="1462 748 1523 788">CVPU</td> </tr> <tr> <td data-bbox="835 801 965 841">Temperature (°C)</td> <td data-bbox="965 801 1048 841">≤35.0</td> <td data-bbox="1048 801 1131 841"></td> <td data-bbox="1131 801 1214 841">35.1–36.0</td> <td data-bbox="1214 801 1296 841">36.1–38.0</td> <td data-bbox="1296 801 1379 841">38.1–39.0</td> <td data-bbox="1379 801 1462 841">≥39.1</td> <td data-bbox="1462 801 1523 841"></td> </tr> </tbody> </table>	Physiological parameter	3	2	1	Score								0	1	2	3	Respiration rate (per minute)	≤8		9–11	12–20		21–24	≥25	SpO ₂ Scale 1 (%)	≤91	92–93	94–95	≥96				SpO ₂ Scale 2 (%)	≤83	84–85	86–87	88–92 ≥93 on air	93–94 on oxygen	95–96 on oxygen	≥97 on oxygen	Air or oxygen?		Oxygen		Air				Systolic blood pressure (mmHg)	≤90	91–100	101–110	111–219			≥220	Pulse (per minute)	≤40		41–50	51–90	91–110	111–130	≥131	Consciousness				Alert			CVPU	Temperature (°C)	≤35.0		35.1–36.0	36.1–38.0	38.1–39.0	≥39.1		
Physiological parameter	3	2	1	Score																																																																																
				0	1	2	3																																																																													
Respiration rate (per minute)	≤8		9–11	12–20		21–24	≥25																																																																													
SpO ₂ Scale 1 (%)	≤91	92–93	94–95	≥96																																																																																
SpO ₂ Scale 2 (%)	≤83	84–85	86–87	88–92 ≥93 on air	93–94 on oxygen	95–96 on oxygen	≥97 on oxygen																																																																													
Air or oxygen?		Oxygen		Air																																																																																
Systolic blood pressure (mmHg)	≤90	91–100	101–110	111–219			≥220																																																																													
Pulse (per minute)	≤40		41–50	51–90	91–110	111–130	≥131																																																																													
Consciousness				Alert			CVPU																																																																													
Temperature (°C)	≤35.0		35.1–36.0	36.1–38.0	38.1–39.0	≥39.1																																																																														


Admission				
Item No.	Question	Text under question	 Pop-up help note	Validation
4	Admission	We measure both arrival and admission times as there is usually a delay between the two for those patients who need to stay in hospital.		
4.1	Date and time of admission	Please record the date and time as noted on the initial admission clerking record, in the ED, MAU or other admission ward. You may use the nursing record or time of initial observations if you are unable to find a time on the medical clerking sheet. Patients must be admitted within 72 hours of arriving.		Must be the same as or within 72 hours of the date and time of arrival.
4.1a	Date of admission to hospital	dd/mm/yyyy		Look of answer option: _/_/____ Must be the same as or within 72 hours of the date and time of arrival.
4.1b	Time of admission to hospital	24hr clock 00 : 00		Look of answer option: _:_ Must be the same as or within 72 hours of the date and time of arrival.


Review				
Item No.	Question	Text under question	 Pop-up help note	Validation
5	Respiratory specialist review		<i>This question aligns with NICE QS10, statement 10, 2013. It measures whether a respiratory specialist has reviewed the patient within 24 hours of admission. This is also a Best Practice Tariff item.</i>	
5.1	Was the patient reviewed by a member of the respiratory team during their admission?		<p>Respiratory team members may be defined locally to include respiratory health professionals deemed competent at seeing and managing patients with acute exacerbation of COPD.</p> <p>These staff members might include: a respiratory consultant, a respiratory trainee of ST3 or above, a respiratory specialist nurse or physiotherapist, COPD nurse or physiotherapist</p>	<p>Radio buttons <u>two</u> options:</p> <ul style="list-style-type: none"> • No • Yes <p>Can select <u>one</u> option only</p>
5.1a	Date of first review by a member of the respiratory team	dd/mm/yyyy		<p>Greyed out if previous question was 'no'.</p> <p>Look of answer option: _/_/___</p> <p>Must be the same as or after date and time of arrival but on or prior to discharge/death.</p>
5.1b	Time of first review by a member of the respiratory team	24hr clock 00 : 00		<p>Greyed out if previous question was 'no'.</p> <p>Look of answer option: _:__</p>


Review				
Item No.	Question	Text under question	 Pop-up help note	Validation
				Must be the same as or after date and time of arrival but on or prior to discharge/death.


Oxygen				
Item No.	Question	Text under question	 Pop-up help note	Validation
6	Oxygen		This question assesses the adequacy of oxygen therapy. <i>It aligns with NICE QS10, statement 3 and statement 6, 2023 and the BTS Emergency oxygen guideline.</i>	
6.1	Was oxygen administered to the patient at any point during this admission?			Radio buttons <u>two</u> options: <ul style="list-style-type: none"> No Yes Can select <u>one</u> option only
6.2	Did the patient have a target oxygen saturation range set?		All patients should have a target oxygen range stipulated.	Radio buttons <u>two</u> options: <ul style="list-style-type: none"> No Yes Can select <u>one</u> option only
6.2a	If yes, what was the target oxygen saturation range?			Radio buttons <u>four</u> options: <ul style="list-style-type: none"> 88-92% 94-98% Target range not stipulated


Oxygen				
Item No.	Question	Text under question	 Pop-up help note	Validation
				<ul style="list-style-type: none"> Other target range stipulated – Allows free text (100 characters limit) Can select <u>one</u> option only
6.2b	If 'Other', please specify:			Look of answer option: Allows free text (100 characters limit)
6.3	Was oxygen prescribed for the patient at any point during their admission?		Patients likely to require oxygen at any point during their admission should have it formally prescribed. This is to ensure that all patients admitted with an acute exacerbation of COPD have a prescription of oxygen available to them at all times during their in-patient stay and includes patients who do not use the prescription. NRAP advocates a prescription being written for ALL patients hospitalized with COPD exacerbation.	Radio buttons <u>two</u> options: <ul style="list-style-type: none"> No Yes Can select <u>one</u> option only
6.3a	If yes, was oxygen prescribed to a stipulated target range?			This question is greyed out if 'No' selected for 6.3 Radio buttons <u>four</u> options: <ul style="list-style-type: none"> 88-92% 94-98% Target range not stipulated Other target range stipulated – Allows free text (100 characters limit)


Oxygen				
Item No.	Question	Text under question	 Pop-up help note	Validation
				Can select <u>one</u> option only
6.3b	If 'Other' - please specify:			Look of answer option: Allows free text (100 characters limit)
6.3c	If yes, was the correct target oxygen saturation range prescribed for the patient?			Radio buttons <u>two</u> options: <ul style="list-style-type: none"> • No • Yes Can select <u>one</u> option only


NIV				
Item No.	Question	Text under question	 Pop-up help note	Validation
7	NIV		This question allows us to determine the number of patients who receive NIV acutely during their exacerbation and how rapidly they are treated. <i>This aligns with NICE QS10, statement 7, 2023, BTS NIV quality standard and the NCEPOD NIV report.</i>	
7.1	Was an arterial blood gas measurement taken?			Radio buttons <u>two</u> options: <ul style="list-style-type: none"> • No • Yes Can select <u>one</u> option only

NIV				
Item No.	Question	Text under question	 Pop-up help note	Validation
7.1a	Date of 1 st arterial blood gas	dd/mm/yyyy		Look of answer option: _/_/____ Must be the same as or after date and time of arrival but on or prior to discharge/death.
7.1b	Time of 1 st arterial blood gas	24hr clock 00 : 00		Look of answer option: __:__ Must be the same as or after date and time of arrival but on or prior to discharge/death.
7.2	Did the patient receive a diagnosis of acidotic hypercapnic ventilatory failure according to their blood gases at any point during admission?	Acidotic hypercapnic ventilatory failure is defined as an arterial partial pressure of carbon dioxide (PaCO ₂) of >6.5 kPa (>50 mmHg) with blood pH <7.35		Radio buttons <u>two</u> options: <ul style="list-style-type: none"> • No • Yes Can select <u>one</u> option only
7.2a	Date of arterial blood gas measurement demonstrating acidotic hypercapnic ventilatory failure.	dd/mm/yyyy		Look of answer option: _/_/____ Must be the same as or after date and time of arrival but on or prior to discharge/death.
7.2b	Time of arterial blood gas measurement	24hr clock 00 : 00		Look of answer option: __:__

NIV				
Item No.	Question	Text under question	 Pop-up help note	Validation
	demonstrating acidotic hypercapnic ventilatory failure			Must be the same as or after date and time of arrival but on or prior to discharge/death.
7.3	Did the patient receive acute treatment with NIV?			Radio buttons <u>two</u> options: <ul style="list-style-type: none"> • No • Yes Can select <u>one</u> option only
7.3a	Date NIV first commenced	dd/mm/yyyy		Look of answer option: __/__/____ <input type="checkbox"/> Not recorded Can enter numeric value <u>OR</u> select 'Not recorded' NIV values allowed only on or post arrival and on or prior to discharge/death.
7.3b	Time NIV first commenced	24hr clock 00 : 00		Look of answer option: __:____ <input type="checkbox"/> Not recorded Can enter numeric value <u>OR</u> select 'Not recorded' NIV values allowed only on or post arrival.
7.3c	Where was NIV commenced?			Radio buttons <u>two</u> options: <ul style="list-style-type: none"> • Emergency department • Acute medical unit • Respiratory support unit


NIV				
Item No.	Question	Text under question	 Pop-up help note	Validation
				<ul style="list-style-type: none"> • ICU • High dependency unit • Respiratory ward • General ward • Other Can select <u>one</u> option only


Spirometry				
Item No.	Question	Text under question	 Pop-up help note	Validation
8	Spirometric evidence of COPD		This question allows us to determine whether the patient actually has airflow obstruction. <i>The question aligns with NICE QS10, statement 1, 2023.</i>	
8.1	What was the patient's most recently recorded FEV1 % predicted?	Please enter a percentage between 15 and 125.		Look of answer option: ___% <input type="checkbox"/> Not recorded Can enter numeric value <u>OR</u> select 'Not recorded' Numeric option must be a: <ul style="list-style-type: none"> • percentage • maximum of 3 digits to 1 decimal place (values more than 1 decimal place will round up or down)


Spirometry				
Item No.	Question	Text under question	 Pop-up help note	Validation
8.1a	Date of last recorded FEV1 % predicted	Please enter the date of the last recorded FEV1 % predicted. dd/mm/yyyy		<ul style="list-style-type: none"> number between 15 and 125. This question is greyed out if 'Not recorded' is selected for 8.1 Look of answer option: _/_/____ <input type="checkbox"/> Not recorded Can enter numeric value <u>OR</u> select 'Not recorded' Spirometry values must be on or after patient's 35 th birthday.
8.2	What was the patient's most recently recorded FEV1/FVC ratio?	Please enter a value between 0.20 and 0.95.	FEV1/FVC ratio can be calculated by dividing the FEV1 by the FVC. If you only have the ratio recorded as a percentage, please divide this figure by 100 to convert it to a decimal.	Look of answer option: _._____ <input type="checkbox"/> Not recorded Can enter numeric value <u>OR</u> select 'Not recorded' Numeric option must be a: <ul style="list-style-type: none"> maximum of 1 digit to 2 decimal places, between 0.20 and 0.95 (values more than 2 decimal place will round up or down)
8.2a	Date of last recorded FEV1/FVC ratio	Please enter the date of the last recorded FEV1/FVC ratio.		This question is greyed out if 'Not recorded' is selected for 8.2


Spirometry				
Item No.	Question	Text under question	Pop-up help note	Validation
		dd/mm/yyyy		Look of answer option: _/_/_ <input type="checkbox"/> Not recorded Can enter numeric value <u>OR</u> select 'Not recorded' Spirometry values must be on or after patient's 35 th birthday.
8.3	Where was the patient's most recent spirometry performed?	<ul style="list-style-type: none"> • Secondary care • Primary care or community • Not known 		This question is greyed out if 'Not recorded' is selected for 8.1 or 8.2 Can only choose one answer

Discharge				
Item No.	Question	Text under question	Pop-up help note	Validation
9	Discharge			
9.1	Was the patient alive at discharge from your hospital?			Radio buttons <u>two</u> options: <ul style="list-style-type: none"> • Alive • Died as inpatient Can select <u>one</u> option only
9.2	Date of discharge/death	Please enter the date of discharge/death. dd/mm/yyyy	The date of discharge is to be found usually at the end of the admission record, or on the discharge summary. If the patient is discharged onto another hospital, an early discharge scheme, hospital at home or community COPD	Look of answer option: _/_/_ Must be the same as or after date of arrival.

Discharge				
Item No.	Question	Text under question	 Pop-up help note	Validation
			scheme, please give the date of discharge from your hospital and not the scheme. If the patient self-discharged, use date of self-discharge.	
9.3	Was a discharge bundle completed for this admission?		<p><i>This question aligns with NICE QS10, statement 8, 2023 and the BTS Intermediate Care guidance. This is also a Best Practice Tariff item.</i></p> <p>A structured way of improving discharge processes and care leading to improved patient outcomes. Based on evidence based clinical interventions or actions.</p> <p>A discharge bundle should include:</p> <ul style="list-style-type: none"> - Review of medication, specifically review and optimisation of inhaler technique and choice, and understanding of medication use. - Provision of a co-produced written or digital self-management plan and where appropriate an emergency drug pack. - Evidence based Smoking cessation advice and treatment with offer of onward referral as appropriate. 	<p>This question is greyed out if 'Died as inpatient' is selected for 9.1</p> <p>Radio buttons <u>three</u> options:</p> <ul style="list-style-type: none"> • Yes • No • Self-discharge <p>Can select <u>one</u> option only</p>

Discharge				
Item No.	Question	Text under question	 Pop-up help note	Validation
			<ul style="list-style-type: none"> - Assessment for suitability for referral to pulmonary rehabilitation and referral if appropriate. - Ensuring appropriate follow up arrangements are in place prior to discharge. 	
9.4	Which of the following specific elements of a discharge bundle were undertaken as part of the patient's discharge:	<p>If any of the good practice care elements have not been completed and/or are not applicable please do not select them. If no elements have been completed please select 'None'.</p> <p>The elements of a discharge bundle listed are linked to the evidence-based items listed within the best practice tariff guidance.</p>	<p>Follow up requests Communication directly with a named individual responsible for COPD care within the practice, by means of fax or email counts as a request for follow-up.</p> <p>If the patient has been asked and/or been provided with the necessary information they need to make/request the follow up appointment(s) themselves within the recommended timeframe please select that the component was completed.</p>	<p>This question is greyed out if 'Died as inpatient' is selected for 9.1</p> <p>Checkboxes eight options select all that apply:</p> <ul style="list-style-type: none"> • Inhaled therapy reviewed and optimised and inhaler technique checked • Self-management plan Self-management plan agreed and provided or referred to community respiratory team for plan. • Smoking cessation Evidence based smoking cessation advice given; NRT or other pharmacotherapy treatment offered, and onward

Discharge				
Item No.	Question	Text under question	 Pop-up help note	Validation
				<p>referral for behavioural support offered. (Validation: this option is enabled for current tobacco smokers - question 2.7a='Current')</p> <ul style="list-style-type: none"> Pulmonary rehabilitation Assessed for suitability for pulmonary rehabilitation and referred to pulmonary rehabilitation if appropriate. Follow up requests Follow up has been requested which should occur within 72 hours of discharge by person or by phone. Emergency drug pack Emergency drug pack provided or referred to community respiratory team for pack if appropriate. Emergency drug pack not provided

Discharge				
Item No.	Question	Text under question	 Pop-up help note	Validation
				<p>Emergency drug pack not provided as assessed as unsuitable</p> <ul style="list-style-type: none"> • None
9.5	Which additional elements of good practice were undertaken as part of the patient's discharge:	If any of the good practice care elements have not been completed and/or are not applicable please do not select them. If no elements have been completed please select 'None'.		<p>This question is greyed out if 'Died as inpatient' is selected for 9.1</p> <p>Checkboxes four options select all that apply:</p> <ul style="list-style-type: none"> • Oxygen alert Oxygen alert (electronic or paper) provided, if appropriate • Multidisciplinary team meeting (MDT) Patient discussed at an MDT with a community and/or primary care team. • COPD clinic follow up organised • None